



Total Solution Provider in Saw Device

SA455CP

CDMA 450 A-Band, RF-Tx SAW Filter
Revision 0: April 2007



- Electrical Characteristics
 - Package Dimensions
 - Testing Environment
 - Frequency Characteristics
-

SAWNICS Inc.

460 Cheonheung-ri, Seonggeo-eup, Cheonan-si, Chungcheongnam-do, 330-836 / Korea.
Tel: +82 41 550 9372 / Fax: +82 41 550 9399 / www.sawnics.com

□ Electrical Characteristics

Maximum Ratings

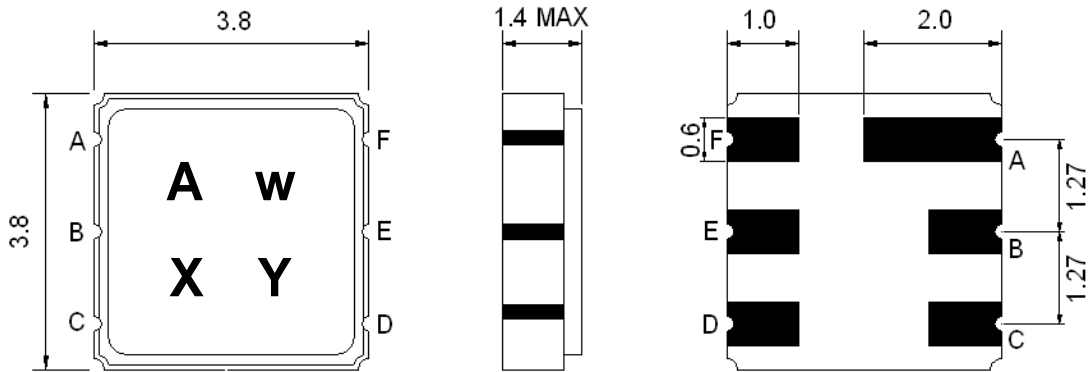
Parameters Description	Unit	Minimum	Typical	Maximum
Operating Temperature Range	°C	-30	-	+85
Storage Temperature Range	°C	-40	-	+85
Maximum DC Voltage	V	-	-	5
Maximum Input Power	dBm	-	-	28
Source Impedance (single ended) ⁽¹⁾	Ω	-	50	-
Load Impedance (single ended) ⁽¹⁾	Ω	-	50	-
Package type & size	P			
Length x Width	mm ²	-	3.8 x 3.8	-
Height	mm	-	-	1.4

Electrical Specification

Parameters Description	Unit	Minimum	Typical	Maximum
Center Frequency (Fo)	MHz	-	455.0	-
Insertion Loss within 452.5 ~ 457.5 MHz	dB	-	1.8	2.8
Absolute Attenuation:				
0.3 ~ 350.0 MHz	dB	30	33	-
350.0 ~ 445.0 MHz	dB	25	30	-
462.5 ~ 467.5 MHz	dB	30	45	-
462.5 ~ 463.1 MHz	dB	40	45	-
467.5 ~ 2000.0 MHz	dB	25	30	-
VSWR within 452.5 ~ 457.5 MHz	-	-	1.2	2.0

Notes : (1) No Matching Network .

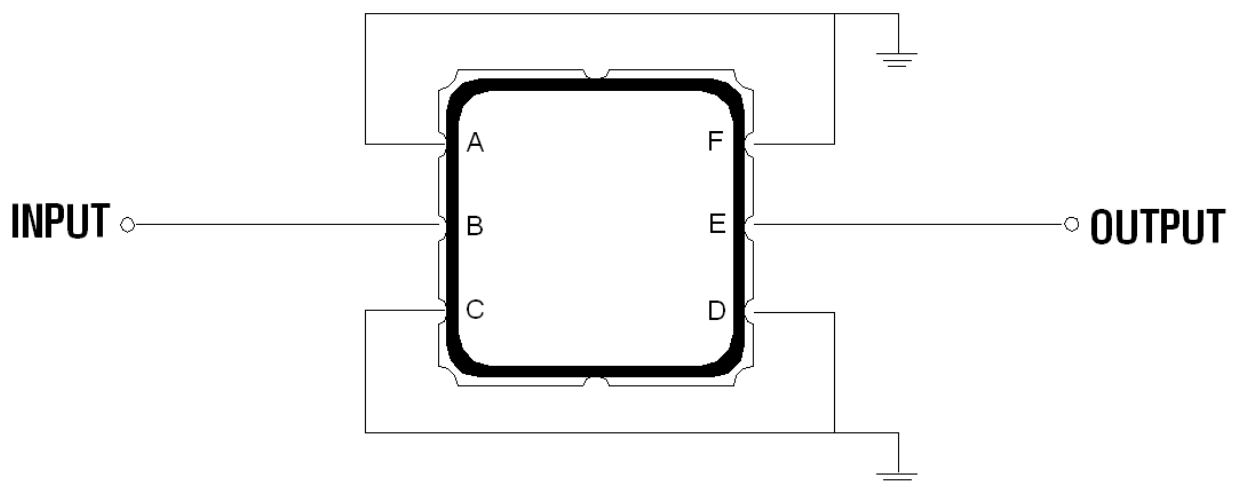
□ Package Dimensions



Marking Descriptions	
A	CDMA450 Application
w	Series Number
X	Date Code(Year)
Y	Date Code(Month)

Pin Description	
A, C, D, F	Ground
B	In
E	Out

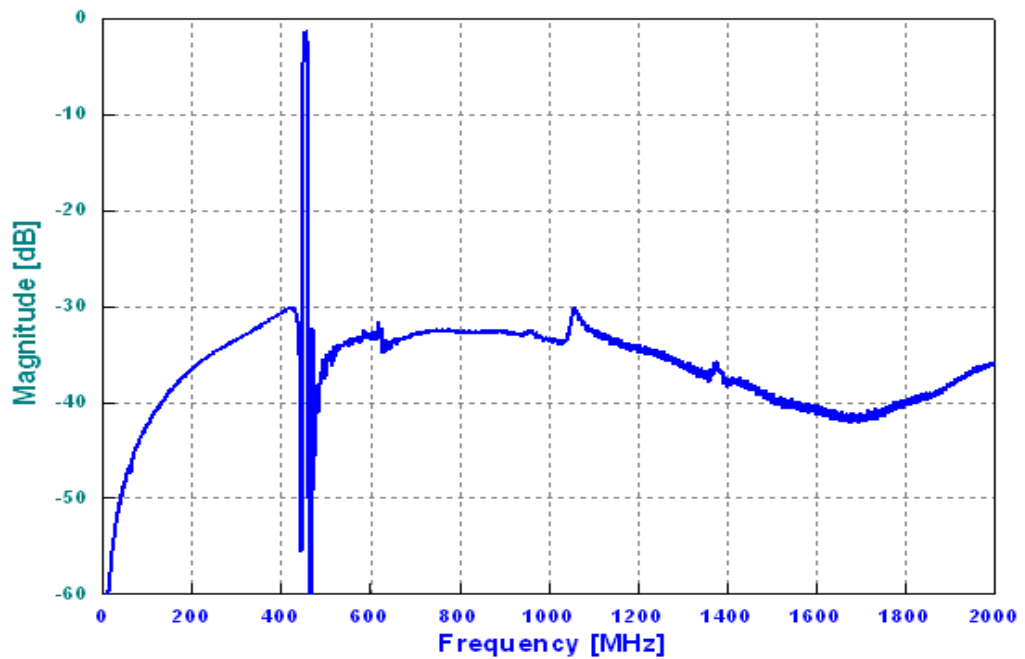
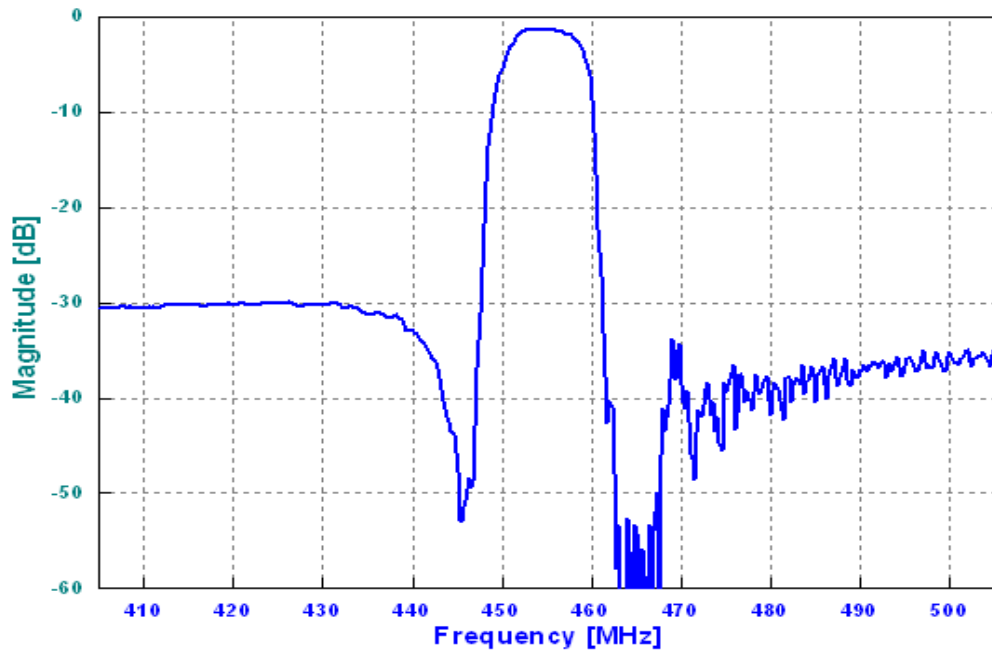
□ Testing Environment



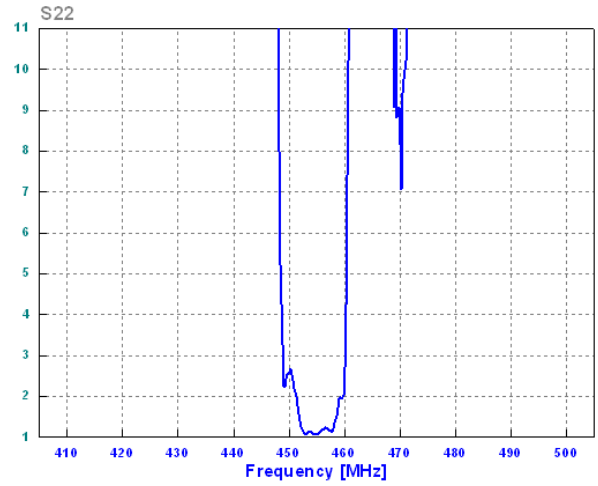
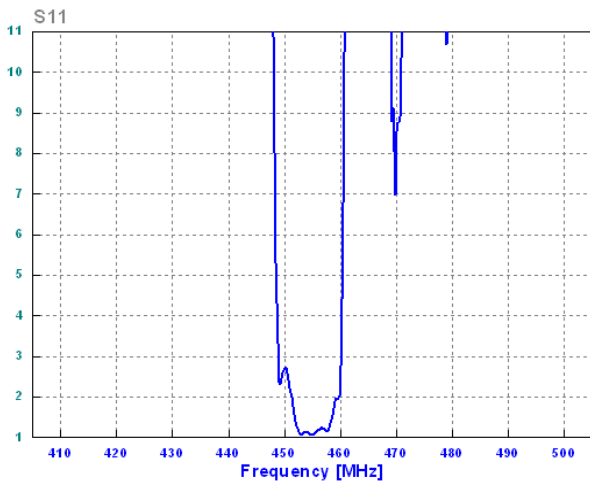
Source & Load Impedance: 50 Ω

□ Frequency Characteristics

Frequency Response



VSWR



Smith Chart

